

FL-NF 160

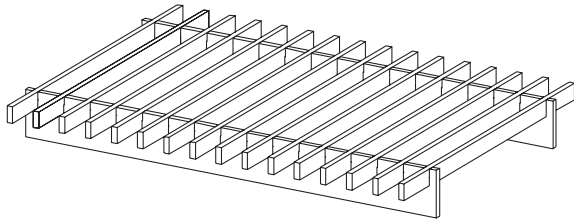
ASSEMBLY INSTRUCTIONS

PLEASE READ this sheet prior to assembly to familiarise yourself with the various stages of construction. Carefully open the pack supplied and check the contents against the parts and fittings check list.

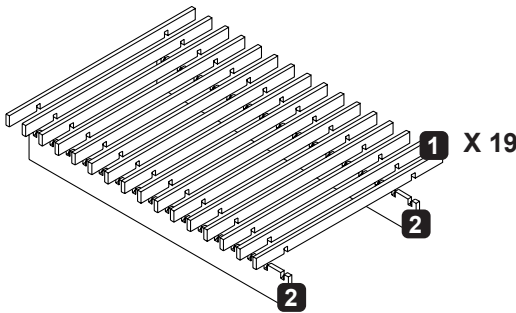
Do not destroy any of the packaging until you are certain that you have all the necessary parts for the assembly.

Please ensure that the packaging is disposed of in a safe environmentally friendly way.

CAUTION: There are small components used in the construction of this unit. These loose items should be kept away from young children whilst assembling your unit to avoid the danger of choking hazards.



Parts Identification

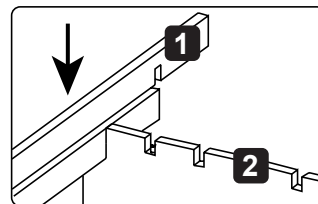
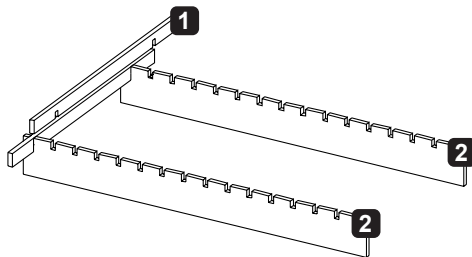


Parts Checklist

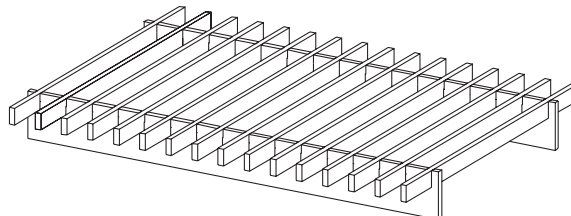
Ref.	Description	Qty
1	Rail	19
2	Rail Support	2

Bed Assembly

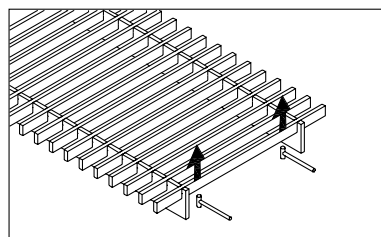
Stage 1



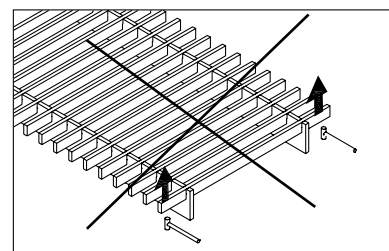
Stage 2



NOTE:
DISASSEMBLE



CORRECT



INCORRECT